

See What's New for 2020!

STARR

Docks & Boat Lifts

***Manufactured by:
Great Lakes Entry Systems***



***Made in Michigan
for over 28 years!***



About Starr Docks & Lifts

Starr Docks and Lifts have been manufacturing quality boat lifts and docks in Michigan for over 27 years. Whether your needs are simple, or your wants are extravagant, our superior product line will suit your needs. A waterfront lifestyle can mean different things to different people. For some it means watching the sunrise with your morning coffee, fishing with children or grandchildren, laughing loudly while splashing around in the sunshine spending time with your friends and family. Our seemingly endless configurations and many accessories that complement our docks and lifts can provide you with endless waterfront fun. Our products have been time tested and proven to provide years of worry free lakefront enjoyment. Our designs are simple for one reason just like our motto...It Just Works!



CONTENTS

Starr Sectional Docks	3	Starr Boat Lifts	11	Design Your Dock	16
Starr Sectional Dock Supports.....	4	Starr Pontoon Lifts	12	Starr Canopy Systems	17-18
Starr Sectional Roll-in Docks	5	Starr Boat & Pontoon Lift		Starr Power Canopy	19
Starr Sectional Roll-in Dock Legs	6	Accessories	13	Other Products Manufactured by	
Starr Dock Accessories.....	7-8	Starr Vertical PWC/Jet Ski Lifts	14	Great Lakes Entry Systems	20
Starr's Platinum Dock System	9	Starr Cantilever Pontoon			
Starr Floating Docks	10	& Tritoon Lifts.....	15		


Starr Sectional Docks



PREMIUM ANODIZED

Known as "KOOL DOCK"! Our Best Seller! With its' strength and light weight, this is easily the industry leader for dock. We use anodized stringers and two center supports. Anodized aluminum stays cooler than vinyl and wood. It will not rust, turn black, or warp. Not only do you get clean look, but it has a virtually maintenance free finish that you will be able to enjoy for years to come!

Anodized aluminum: Available in 3x10, 4x10, 5x10, 6x10, 4x8. We can also create custom and angle sections.



3x10 70lbs,
4x10 90lbs

POWDER COATED ALUMINUM

Constructed with two center supports, and topped with a hard powder coat finish. Powder coated aluminum will stay cooler than vinyl and wood. It will not rust or turn black. With it's virtually maintenance free finish it will last a lifetime!

Powder Coated Aluminum: Available in 3x10, 4x10, 5x10, 6x10, 4x8.

We can also create custom and angle sections.

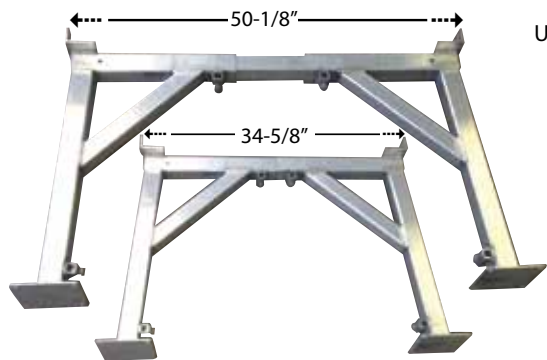
Also available in Cedar Breeze and Sand Beige.



3x10 70lbs,
4x10 90lbs

For more information please go to www.GreatLakesEntry.com

Starr Sectional Dock Supports



UD 342 width from 34-5/8" to 50-1/8"
Our angled design increases stability!



UD 342 with
one UDC

These will adjust to
any width sundeck by adding
additional UDC's

STARR PRO HEAVY DUTY UNDER DOCK SUPPORTS-UD

2-3/8" square aluminum tube, with 2" square insert

Adjustable widths from 35" to 48" (will adapt to almost any dock)

UNDER DOCK SUPPORT-UDC when over 60" wide

SLX Leg Inserts slide inside the Under Dock Support
and provide adjustment



SLX Leg Inserts

SLX 12	12" to 22" (each)
SLX 24	24" to 42" (each)
SLX 36	36" to 54" (each)
SLX 48	48" to 66" (each)
SLX 60	60" to 78" (each)
SLX 72	72" to 90" (each)
SLX 84	84" to 102" (each)

T/L ADAPTERS

Attach to seawalls and docks eliminating the support at the
intersection of two docks. Available in 2', 3', 4', 5' and 6' lengths.

END CAPS

Give a finished look to the end of your dock. Anodized or Powder
Coated. Available in 2', 3', 4', 5', 6' and 8' lengths.



TRADITIONAL POST AND AUGER DOCK SUPPORTS

- Crossarm Clamps
- Diagonal Clamp
- Stringer Bracket
- Regular Auger
- Mud Auger
- Small Bottom Plate
- Large Bottom Plate
- Post Ratchet



Starr Roll-in Docks

Starr Roll-In Truss Dock

- In most situations, the easiest dock to install. This system allows you to install earlier in the season and remove later in the season giving you more time to enjoy your lakefront
- Available decking Kool Dock (anodized aluminum), Powder Coated Cedar Breeze (wood look) and NEW Powder Coated Gray rounded decking. All options will not get hot
- Rounded decking is easier to keep clean and has softer edges
- Wheel kits on every section provide a more stable and easier to remove dock system
- Each leg adjusts individually
No additional posts necessary
- Tires are drilled to fill up with water and keep your dock in place. Sealed tires are available for mucky applications
- Offers highest strength to weight ratio

Starr Roll In Dock is available in 4x8, 4x12, 4x16, 6x12, 8x8, 8x12, and 8x16.

We can also create custom angles and sizes.



Anodized
Aluminum



Grey Powder
Coated Aluminum



Cedar Breeze
Aluminum

**Rounded
Decking**



Starr Roll-in Dock Legs




Starr Standard Leg

- This simple design has stood the test of time
- Infinite adjustment
- Perfect for sandy or firm lake bottoms
- Double braced for stability
- Each leg adjust individually
- Clean look with no posts
- Sand pads are available

Support Post

- Often used on the first section of dock
- Posts also can be used on sundecks in some applications



Double braced for stability

- This is what makes Starr roll-in docks the most stable in the industry
- Prevents dangerous side-to-side sway found in other dock systems



Pro Wheel Kits Starr Level Easy Legs™ : Level your Dock Without Getting Wet!

- Level your dock with a cordless drill motor
- Made with aluminum threaded rod and composite nut
- Stainless steel hardware - nothing to rust or corrode
- Excellent in mucky applications, deep water or varying water levels
- Legs adjust independently, unlike the competition
- Eliminates cables, winches and additional supports that are needed in other systems
- Clean look with no posts




WATER DEPTH ADJUSTMENTS

SHALLOW	12" to 30" of WATER DEPTH
MEDIUM	18" to 46" of WATER DEPTH
DEEP	33" to 61" of WATER DEPTH
X-DEEP	48" to 91" of WATER DEPTH
XX-DEEP	70" to 108" of WATER DEPTH

Starr Pro-Link System: Fast, Simple, Smart

- Add on and reconfigure dock systems as you see fit
- Connect and disconnect your sections without tools
- Use these anywhere on your dock system to add sundecks, fingers, and slips



Starr Dock Accessories



ROLL-IN AND FLOATING DOCK

Truss Dock Vertical Bumper

- Best way to protect your investment
- Available in 36" and 48" heights
- Attaches anywhere on your dock
- No drilling required
- Will catch something low profile that would go under the dock or something high profile that would go over the dock
- Stable enough to tie off your boat



Starr Dock Vertical Bumper

- Best way to protect your investment
- Available in 36"
- Attach to leg frame
- No drilling required
- 36" Starr Vertical Bumper will catch the rub rail of the boat and will not touch the hull, eliminating the expensive gel coat and decal repairs.
- Stable enough to tie off your boat



STATIONARY DOCK



Starr Adjustable Vertical Bumpers

- Attaches anywhere on your dock
- Has adjustable track on the back side of the bumper allowing you to adjust where you need the most protection
- Comes in tan or gray



ROLL-IN DOCK

Shore End Wheel Kit

- Roll your dock in and out of the water without lifting



Flag Pole

- Enhance your lakefront dock system by showing your patriotism
- Our flag pole attaches to the truss and will go anywhere on the system
- Available for all dock systems

Solar Dock Lights

- Most popular way to light your dock
- Light attaches to top of vertical bumper
- 6 pre-installed LED colors on each light. Change colors anytime
- Yellow lights deter bugs
- Other mounting options available



Starr Dock Accessories

Benches



Armrests are available for ROLL-IN, PLATINUM, & FLOATING BENCHES

Aluminum Side-Mount Bench

- Maintenance free powder coated aluminum
- Will attach anywhere on dock
- No drilling required (truss dock)
- Takes up less dock space
- Relocation easy if you change configuration



Top Mount Bench

48" wide anodized aluminum with vinyl arm rests with cup holders. Bench bolts to top of deck
Also available in 72"

Aluminum Top-Mount Bench

- Maintenance-free anodized aluminum or in powder coat
- Drilling through decking is required
- Arm rest and cup holders are available

Stairs

STATIONARY &
ROLL-IN DOCK



Starr Dock Steps

- All aluminum construction
- Ideal way to get people safely in and out of the water
- Available in many sizes



STATIONARY & ROLL-IN DOCK

Adjustable Dock Steps

- Adjust and conform to your lake bottom
- Ideal way to get people safely into and out of the water
- Constructed of aluminum
- Available in 3, 4, 5, 6 and 8 step levels

Ladders



Universal Swim Ladder

- Can be mounted anywhere on almost any dock
- Available in 3, 4, and 5 step straight and angled
- Drilling through top deck is required



Swim Ladder

- Can be mounted anywhere on truss-style dock
- Available in 2, 3, 4, and 5 step



Swivel Chairs

- Deck out your dock with fashionable swivel chairs
- Attachable anywhere on truss-dock system
- Perfect fishing chair or dock side entertainment
- Takes up less dock space



Kayak, Canoe & SUP Rack

- Mounts anywhere on Truss-Dock System
- Does not take up dock space

Starr's Platinum Dock System



BOW STOP/STEP



Starr's Platinum Dock was originally designed as a commercial grade floating dock. The soft edges and classy look took this high end dock system to a whole new level.

A ROCK SOLID STRUCTURE

It's innovative features, such as the Platinum Track System (PTS) allows you to place and adjust slips, bumpers, benches, ladders, and custom accessories wherever you want them.

Add recessed lighting inside the track making your dock stand out as much at night as it does during the day.

The Platinum TrackingSystem makes installing and reconfiguration a snap.

Starr Floating Docks



TRUSS & PLATINUM FLOATING DOCK



How do you know if you need a Floating Dock?

Do you have water depths that are greater than 9 feet?

Free-standing docks can get unstable in deeper water, while a floating system maintains its stability.

Do you have significant fluctuation in water depth?

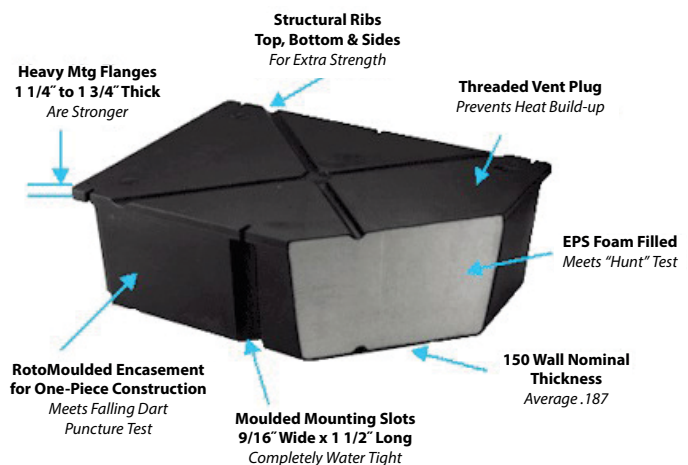
A floating dock will adjust on its own as water levels raise and lower.

Do you have a very mucky lake bottom? A floating dock may be the best answer for a mucky or soft lake bottom. Floating docks do not use the lake bottom for support.

Starr Floating Dock Benefits

- Adjusts to fluctuating water conditions
- Modular design
- Easy to install
- Many accessories to customize your dock
- Add-on capability
- Salt water safe
- 15-year warranty

STARR floating dock is available in the following sizes: 4x12, 4x16. Sundecks available in 8x8, 8x12, and 8x16.




Starr Boat Lifts

Starr Vertical Boat Lifts (BL)

3,800, 4,800, 6,000, 7,500 lbs.

- Starr boat lifts (BL) are constructed with heavy gauge aluminum providing great strength and long lasting durability
- Standard inside width of "120" wide
- Overlapping cradle design overlaps the entire width of the lift making Starr Lifts the shallowest operating vertical lift in the industry!
- Full length adjustable bunks – provide a great protected surface to raise your boat out of the water. Plastic covered aluminum, maintenance free bunks are standard on Starr boat lifts
- V shaped side frame to allow easier access in and out of your boat or pontoon
- Stainless steel leveling cables are standard to prevent rust and corrosion
- Stainless steel and galvanized hardware



- Greaseable fittings now standard on all lifts, and nylatron pulleys provide more lubrication to reduce friction creating longer pulley and cable life.
- Positive lock leg adjustment system
- Infinite adjustability
- No holes to find or pins to lose when adjusting leg
- **NEW** Starr Boat Lift Level Up System. Add to your lift. (See dealer for details)




Model	BL38120	BL48120	BL60120	BL75120
Capacity	3,800lb	4,800lb	6,000lb	7,500lb
Inside	120"	120"	120"	120"
Lifting Height	up to 66"	up to 66"	up to 66"	up to 70"
Leg Length	30"	30"	30"	30"
Weight	460lb	472lb	532lb	630lb
Overall Length	133.5"	133.5"	133.5"	133.5"

Starr Pontoon Lifts

Starr Pontoon Lifts (PL)

3,800, 4,800, 6,000, 7,500 lbs.

- With the overall length of pontoon boats increasing, most companies try to modify a smaller boat lift to fit your pontoon. The Starr Pontoon lift is designed for pontoons with an overall length of 24' or larger. The Starr PL has a 2 ½ foot longer frame creating a more stable platform, and a larger, safer structure to hold your craft, while increasing the lifts stability on any lake bottom.
- Starr pontoon lifts (PL) are constructed with high strength aluminum
- Overlapping cradle design overlaps the entire width of the lift making Starr lifts the most shallow operating vertical lift in the industry!
- V-brace design allows easier boat accessibility
- Stainless steel leveling cables are standard to prevent rust and corrosion
- Stainless steel and galvanized hardware



ADJUSTABLE GUIDE IN LIFT SYSTEM

Model	PL48120	PL60120	PL60134w	PL75120
Capacity	4,800lb	6,000lb	6,000lb	7,500lb
Inside	120"	120"	134"	120"
Lifting Height	up to 66"	up to 66"	up to 66"	up to 70"
Leg Length	30"	30"	30"	30"
Weight	502lb	562lb	630lb	660lb
Overall Length	151.5"	151.5"	151.5"	151.5"



PL 7500

Starr Boat & Pontoon Lift Accessories

Universal Starr Pro Wheel Kits

- Starr Pro Wheel kits do the heavy lifting for you with a cordless drill motor and 1-1/8" socket
- Starr Pro Wheel Kits lift your lift off the lake bottom and onto the wheels
- Starr Pro Wheel Kits put the wheels at the corners where they belong, allowing your lift to roll over obstacles with ease
- Make leveling your lift a breeze. Set your legs once and forget it
- Will fit almost any type of boat lift



Starr Pro Winch System - 3,800lb-6,000lb BL & PL

- Quick, smooth, reliable
- Industry leading technology with soft start
- Ballbearings instead of bushings
- Cable winders (helps prevent cable stacking)
- No exposed pulleys, chains or gears
- Available in AC, 12V DC, and 24V DC
- Also available with pendant or wireless remote
- 3 year full warranty



New, industry-leading 7,500lb Winch

- **No cable stacking** extending cable life
- Oversized drum
- Heavy duty chain and sprockets
- Weather resistant ABS housing
- Available in 120V, 12V, or 24V wired or wireless remote
- 3 year full warranty



SPIRAL CUT DRUM



LIMIT SWITCH AVAILABLE


Starr Pro Motors – 3,800lb-6,000lb BL & PL

- Quieter than hydraulic
- Fewer potential problems than hydraulic
- Available in AC, 12V DC, and 24V DC
- Convenient up/down pendant allows operation from your boat
- Also available with water resistant wireless remote
- 3 year full warranty



Lorenz Manual Winch

- Simple proven design. IT JUST WORKS!!
- Manual with 42" wheel
- 1,000 to 7,000lb capacity
- All manual winches incorporate roller chain and sprockets
- Come standard with brake mechanism



Starr Vertical PWC/Jet Ski Lifts

Vertical Single Jet Ski and Small Boat Lift

JL1563 and JL1575 provide two great options for small boats and jet skis. This 1,500lb capacity aluminum light weight lift not only has more bed travel but is also available in 63 inch and 75 inch widths to accommodate larger jet skis and small boats. Poly wrapped full length bunks protect the hull of your watercraft. Our legs offer infinite adjustment to conform to different lake bottoms. As on all of our lifts, this one has a heavy duty winch with a 30" oversized aluminum powder coated wheel that allows for easier cranking. All of our lift cables are stainless steel to resist rust and corrosion.



OPTIONAL UPGRADES:

- 12V AC or DC power with solar panel
- Guide INS are available to protect your investment from unnecessary scratches or hull damage
- Canopy System – will offer protection for your watercraft or small boat from weather elements. Vertical lifts offer the ability to tuck your watercraft almost completely under the material keeping seats and electronics dry.



Starr Vertical Double Jet Lift

JLV3500 is the ultimate of all double jet ski lifts on the market. It holds two PWC's at adjustable, staggered heights that give you the option to take one PWC out at a time and not have the other float away. Lift comes standard with a 42" manual powder coated aluminum wheel.

OPTIONAL UPGRADES:

- 12V AC or DC power with solar panel.
- Guide ins are available to protect your investment from unnecessary scratches or hull damage
- Canopy System – will cover your personal watercrafts and protect them from the elements. With a vertical lift you are able to tuck your PWC's up under the canopy material to keep the seats, electronics and foot pads from weather damage. It also saves you time from having to remove the covers when you want to have fun in the sun!

Starr Cantilever Jet Ski Lifts

- 1,500lb capacity 64" wide
- Heavy duty winch with pulley bar design
- 30" aluminum powder coated wheel



Starr Cantilever Pontoon & Tritoon Lifts

Starr Cantilever Pontoon Lift

- 42" power coated wheel
- Designed to lift up to 4,200 lbs.
- Rollers down the side of the top rails allow for easy guide in.
- Front end stops are standard
- 5 H units instead of 4 H found on most cantileverlifts for heavier motors and weight distribution
- An open ended canopy option is available as an upgrade
- Great for low water applications

Cantilever Pontoon Lift Accessories

We have a large selection of cantilever pontoon lift accessories, including wheel kits, power motors and adjustable pads



Design Your Dock

Starr Canopy Systems



Starr Pro Canopy Systems now offers 3 different lengths to assure that your investment is covered.

- Extra deep canopy to protect your investment
- Eliminates the need to cover your boat/pontoon
- Keeps your boat safe and free from birds and debris
- Protect your investment from the sun's damaging rays
- Enjoy more boating time instead of cleaning time



Starr Canopy Systems

Starr Pro Canopy Systems now offer even more coverage for your investment, as well as different boarding options.

- 12" drop side gives 50" of coverage from peak to bottom of valance
- 24" drop side, maximum coverage of 60" from peak of canopy to bottom of valance.

This canopy offers the most coverage in the industry.

- Front boarding access
- Rear boarding access
- Side boarding access
- These canopy options allow you to leave bimini in travel position, in travel position, or leave arch up



**Don't get caught in the wind
with NO SIDE FRAME!**



**Extra
24" Drop**



34" Canopy



Pro Starr 7,500lb Lift

Extra 24" Drop



Starr Power Canopy



Starr Power Canopy

- Power canopy systems work with DC power supply.
- Available for Starr's standard canopy, 12" extension, or 24" extension
- Lifts the rear of canopy frame up to 24"
- Adaptable to any current Starr canopy
- Available with rear access door, side or front access door

Other Products Manufactured by Great Lakes Entry Systems

Pro Starr Trailers and Sled Shed Enclosures



Access Ramps and Custom Stairs



87 Taylor Street, Quincy, MI 49082 • (517) 639-7402
www.greatlakesentry.com • (800) 616-3563